



Raise Money for CORE On Your Birthday Using Facebook

If you have any questions, please contact CORE at info@COREgives.org

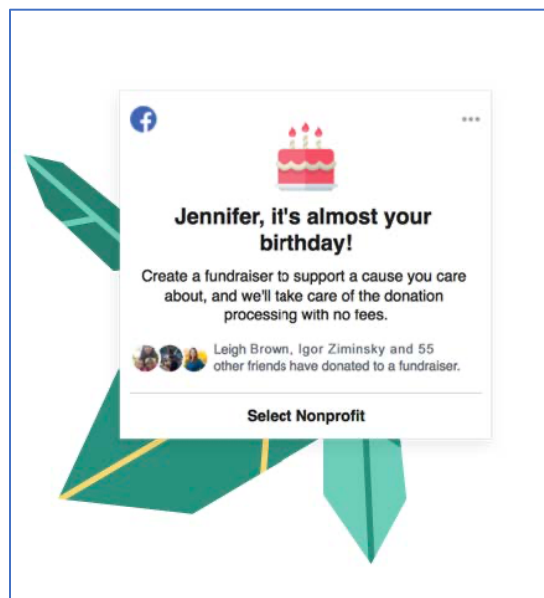
About Facebook Birthday Fundraisers

With very little effort you can use Facebook to raise money for CORE, here's how!

Two weeks before your birthday, you'll receive a notification in the upper right corner of your desktop Facebook screen giving you the option to create a fundraiser for your chosen nonprofit. Your friends will receive a notification inviting them to support the cause in honor of your special day.

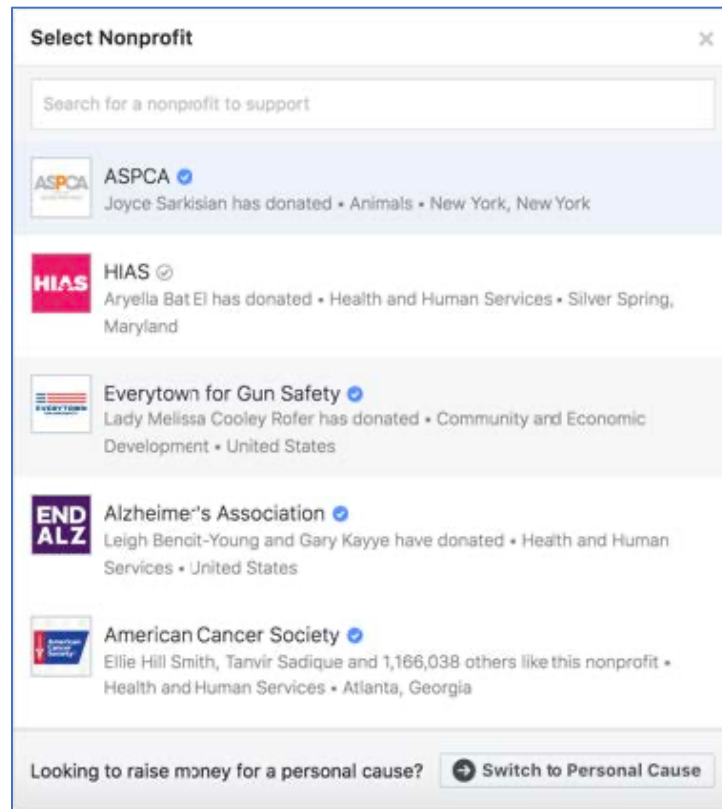
How To Create a Birthday Fundraiser on Facebook Benefitting CORE

1. Two weeks before your birthday, you should receive a message from Facebook in your News Feeds giving you the option to create a fundraiser for your birthday as pictured below, click "Select Nonprofit."

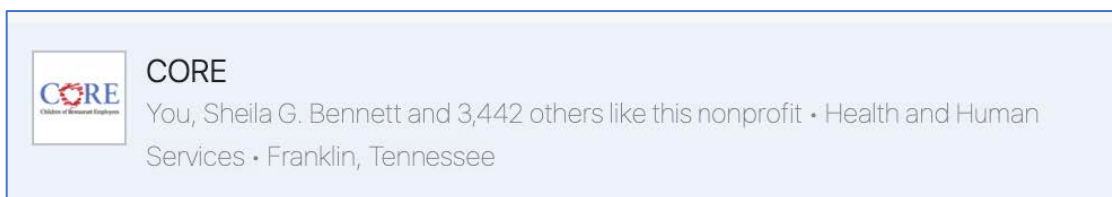




2. You will be presented with numerous nonprofit options. Set CORE: Children of Restaurant Employees as your preferred charitable organization to receive donations.
 - To do so, type “CORE” into the search bar pictured below and click search.



- Select “CORE” located in Franklin, TN as pictured below.



3. One the new page load, you will be presented with a form prompting you to fill in how much money you want to raise, type of currency and an end date for your fundraiser. Enter this information and select “Next” in the bottom right-hand corner of the page.



Let's start with the basics

Who is organizing the fundraiser?
Mia Hink

Who are you raising money for?
CORE

How much money do you want to raise? ⓘ
100 USD

When should your fundraiser end? ⓘ
Jul 28, 2020

Fundraisers are Public, so anyone on or off Facebook can see them. Only people on Facebook can donate.

Next

4. Tell your story – let people know why you’re raising money for CORE and why they should donate. When finished, click “Next.”

Tell your story

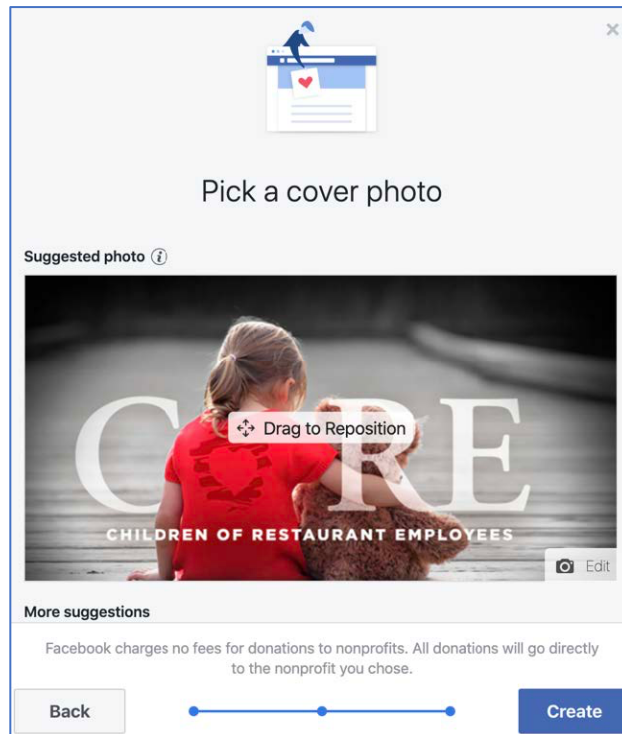
What's the title of your fundraiser? ⓘ
Mia's fundraiser for CORE

Why are you raising money? ⓘ
For my birthday this year, I'm asking for donations to CORE: Children of Restaurant Employees. I've chosen CORE because their mission means a lot to me, and I hope you'll consider contributing as a way to celebrate with me. Every little bit will help me reach my goal.


Back Next





5. You will then be given the option to choose a cover photo. You can use your own custom photo or the CORE photo provided. Once you are happy with your cover photo decision click "Create" in the bottom right-hand corner.



6. Your birthday fundraiser has now been published. Invite your friends to donate to CORE!



Congratulations, your fundraiser has been published! Now it's time to raise money:

-  **Invite your friends**
Build momentum by connecting friends to your fundraiser. People who invite friends are 4 times more likely to reach their goal.
-  **Match Donations**
Motivate your friends and family by matching their donations up to a limit you choose

[Get Started](#)

7. You are finished! At the end of the fundraiser Facebook will automatically make the contribution to CORE.